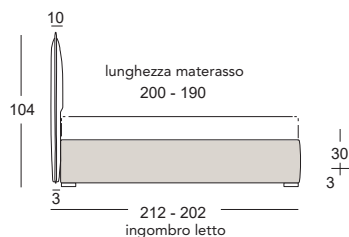


Dimensioni

LETTO CONTENITORE

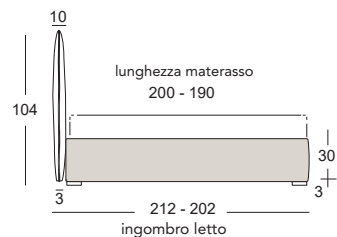
Michelle / Asia

LARGHEZZA
178 (160)
138 (120)
108 (90)



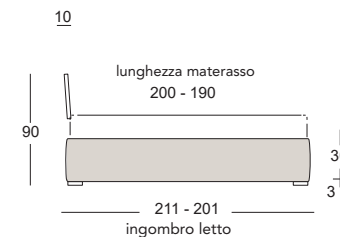
Denise

LARGHEZZA
178 (160)
138 (120)
108 (90)



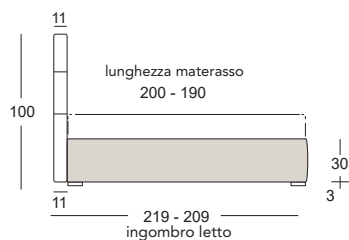
Leon

LARGHEZZA
172 (160)
132 (120)



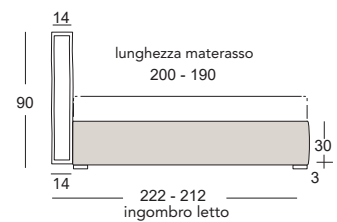
Alexia

LARGHEZZA
170 (160)
130 (120)
100 (90)



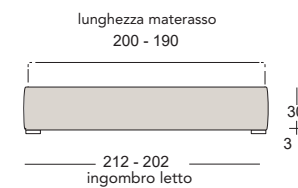
Jasmine

LARGHEZZA
173 (160)
133 (120)
103 (90)



Viky

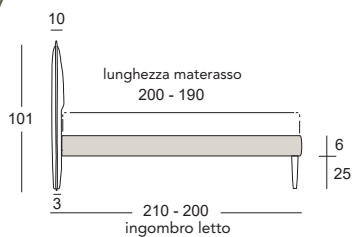
LARGHEZZA
167 (160)
127 (120)
97 (90)



LETTO FASCIA BASSA

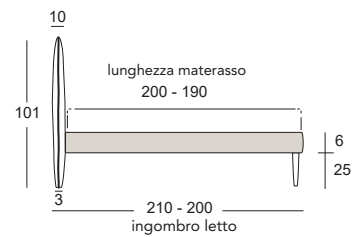
Michelle / Asia

LARGHEZZA
178 (160)
138 (120)
108 (90)



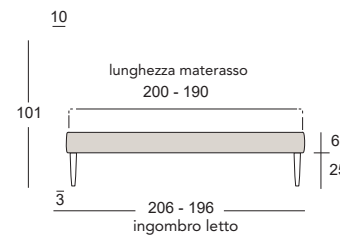
Denise

LARGHEZZA
178 (160)
138 (120)
108 (90)



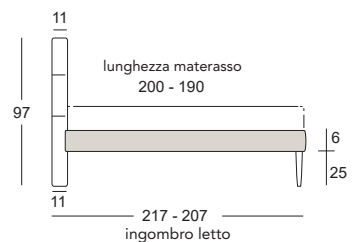
Viky

LARGHEZZA
166 (160)
126 (120)
96 (90)



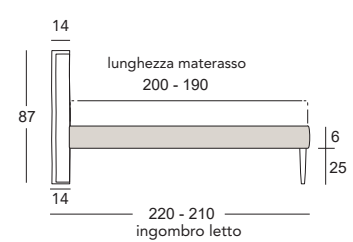
Alexia

LARGHEZZA
170 (160)
130 (120)
100 (90)




Jasmine

LARGHEZZA
173 (160)
133 (120)
103 (90)





Rivestimenti cat. A Selection e finiture legno

LEGNO



DREAM



GALA





YOUNG



young 24



young 22



young 23



young 92




young 90



young 91



young 82



young 72



young 78

ECOPELLE




ecopelle 01



ecopelle 17



ecopelle 18



ecopelle 14



ecopelle 33



ecopelle 37



ecopelle 13



ecopelle 15



ecopelle 32



ecopelle 09



ecopelle 08



ecopelle 12



ecopelle 07



ecopelle 06

Piedi

GIROLETTO A CONTENITORE



GIROLETTO FASCIA BASSA



SET 4 PIEDINI PER FASCIA ALTA

H 3 CM				H 8 CM	
P1 H 6 spazio utile 3 cm	P3 H 6 spazio utile 3 cm	P8 H 6 spazio utile 3 cm	P4 H 6 spazio utile 3 cm	P2 H 10 spazio utile 8 cm	
					
  nero bianco	di serie  rovere moro bianco	 cromato	 cromato	   bianco rovere moro argento	
	+80 +80		+130	+175	
				+25 +25 +25	

SET 2 PIEDINI PER FASCIA BASSA

H 25 CM				
P10 H 25	P21 H 25	P14 H 25	P15 H 25	P17 H 25
				
  rovere moro bianco	di serie  tessuti campionario the night selection	  rovere moro bianco	 tessuti campionario the night selection	   bianco antracite corda
	+35		+20 +20	+45
				+60 +60 +60



H 11 CM

P34 H 10 spazio utile 8 cm **P5** H 10 spazio utile 8 cm **P7** H 10 spazio utile 8 cm **P30** H 13 spazio utile 11 cm **P31** H 13 spazio utile 11 cm **P32** H 13 spazio utile 11 cm **P33** H 13 spazio utile 11 cm



tessuti campionario
the night selection

+80



bianco
argento
oro

+80

+80
+80



rovere moro
bianco

+80
+80
+80

+100
+100



bianco
rovere moro
corda
argento

+35
+35
+35
+35

tessuti campionario
the night selection

+90



bianco
antracite
corda
cromato

+80
+80
+80
+80

ruota con freno,
abbinabile solo a
P30/P31/P32

+75

H 25 CM

P18 H 25 **P19** H 25 **P11** H 25 **P16** H 25 disponibile solo per la larghezza 160



tessuti campionario
the night selection

+75



metacrilato

+15



cromato


+35



cromato


+170

FINITURE



Aperture · Materassi · Reti

APERTURE



Ergospace

Apertura Space

di serie



Ergocomfort

Apertura Comfort

+ 200

Apertura Comfort Avanzato per modello Asia **+ 200**

Detrazione letto fascia alta senza contenitore **- 150**



Apriti Sesamo

Apertura Apriti Sesamo elettrica

+ 600

Non disponibile con rete Advance elettrica.

Disponibile solo con Tecno Flex Ultra Flat.

MATERASSI



Memory S2

15 cm poliuretano + 5 cm memory foam

h 22 cm

sfoderabile

160x190/200 cm

+ 730

120x190/200 cm

+ 565

80/90x190/200 cm

+ 440



Ergo 800

molle indipendenti

h 23 cm

non sfoderabile

sfoderabile

160x190/200 cm

+ 730

+ 760

120x190/200 cm

+ 585

+ 615

80/90x190/200 cm

+ 460

+ 485



Ergo 800 Memory

molle indipendenti + 4 cm memory foam

h 26 cm

non sfoderabile

sfoderabile

160x190/200 cm

+ 885

+ 980

120x190/200 cm

+ 685

+ 710

80/90x190/200 cm

+ 540

+ 565



SUPPORTI ERGONOMICI

Non si eseguono fuori misura



Orthopedic fissa

160 cm **+110**
 120 cm **+100**
 90 cm **+55**



Suprema fissa

160 cm **+165**
 120 cm **+130**
 90 cm **+70**



Advance fissa

160 cm **+225**
 120 cm **+185**
 90 cm **+125**

* non disponibili su modello Asia



Advance manuale *

160 cm **+500**
 120 cm **+355**
 90 cm **+250**



Advance elettrica *

160 cm **+1.320**
 120 cm **+785**
 90 cm **+670**



Ultra Flat Tecnoflex *

160 cm **+1.805**
 120 cm **+1.025**
 90 cm **+910**