

WIMBLEDON®



STRUTTURA VERO LEGNO
REAL WOOD STRUCTURE



CUSCINO SPALLIERA IN POLIURETANO ESPANSO
DENSITÀ 50 KG/M3
BACK CUSHION:
POLYURETHANE FOAM
DENSITY 50 KG/M3



CUSCINO SEDUTA IN POLIURETANO ESPANSO
GREEN FOAM DENSITÀ 35 KG/M3 RIVESTITA IN CLIMASOFT. SITTING CUSHION: POLYURETHANE GREEN FOAM DENSITY 35 KG/M3 COVERED WITH CLIMASOFT

PELLE / LEATHER

NON SFODERABILE
NOT REMOVABLE COVERING



TESSUTO / FABRIC

CUSCINI DI SEDUTA SFODERABILI
REMOVABLE UPHOLSTERY FOR SITTING CUSHIONS

PIEDE STANDARD
STANDARD FOOT



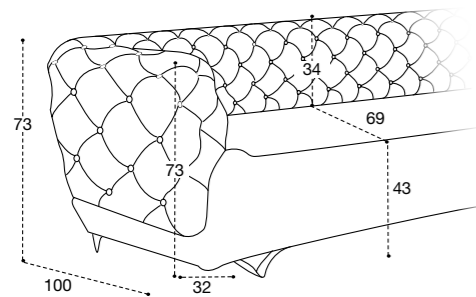
ACCIAIO INOX
SATINATO

FINITURE OPTIONAL
OPTIONAL FINISHINGS

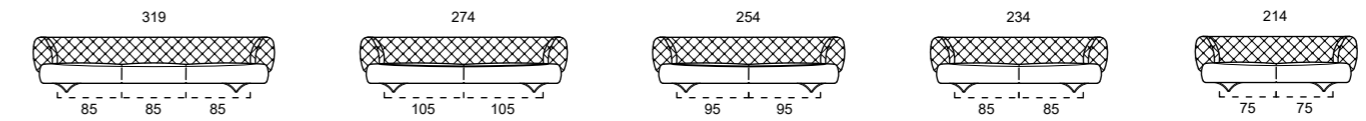


RAL
LUCIDO/OPACO

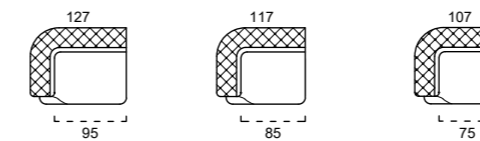
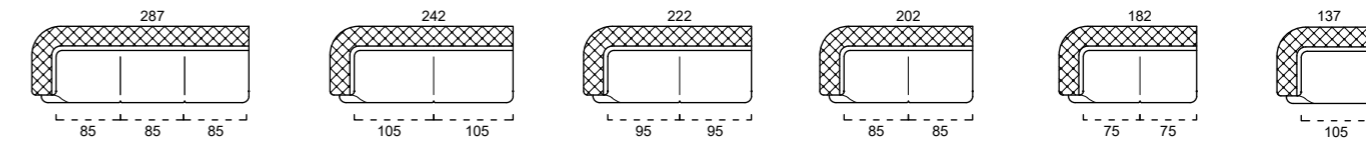
FINITURE E/O PIEDI OPTIONAL NECESSITANO DI ULTERIORI DUE SETTIMANE DI PRODUZIONE
OPTIONAL FEET AND FINISHINGS NEED TWO ADDITIONAL WEEKS OF PRODUCTION TIME



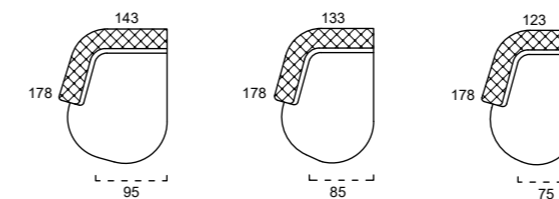
DIVANO
SOFA



TERMINALE SX/DX
LHF/RHF SOFA

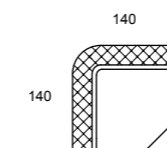


CHAISE LONGUE SX/DX
LHF/RHF CHAISE LONGUE

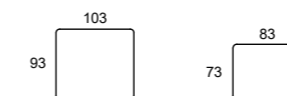


ELEMENTI SPECIALI SX/DX
LHF/RHF SPECIAL MODULES

ANGOLO MAXI



POUF
FOOTSTOOL



SX/DX SI INTENDE GUARDANDO L'ELEMENTO, I GRAFICI RAPPRESENTATI SONO SX
LEFT OR RIGHT HAND FACING, CHARTS SHOWN ABOVE ARE LHF